

10
offices around
the world



600+
employees

Las Vegas
USA

Szczecin
Poland

Bydgoszcz
Poland

Helsinki
Finland

Warsaw
Poland

Dublin
Ireland

London
UK

Amsterdam
Netherlands

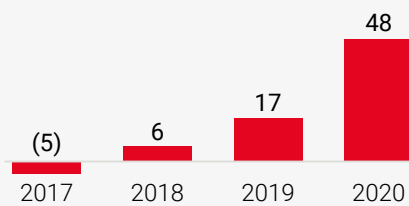
Tel Aviv
Israel

Limassol
Cypr

EXCELLING IN MOBILE FREE-TO-PLAY GAMES

Rapidly growing results

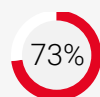
(adjusted net profit, USD M)



Truly social



40% of players are
part of a club



73% of club members
pay

Daily minutes spent on platforms



53 min



58 min



96 min

Best-in-class monetization

(data for 2020 for core franchises)



\$35

daily revenue per
paying user
(daily ARPPU)



7.4%

players make
purchases
(monthly conversion ratio)

Mobile gaming is the place to be!



\$70 bn

Global mobile gaming
market



74%

App store revenue comes
from gaming apps

Proven "Build & Buy" strategy

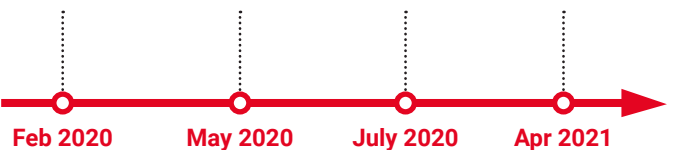
Recently completed transactions

t.x
TreasureHunt

Playable Platform

DOUBLE
STAR

TRAFFIC
PUZZLE



Founder-led visionary, experienced team



Anton
Gauffin

📍 Helsinki

20 years
in gaming



Tal
Shoham

📍 Tel Aviv

10 years in
gaming



Elad
Kushnir

📍 Tel Aviv

10+ years in
gaming

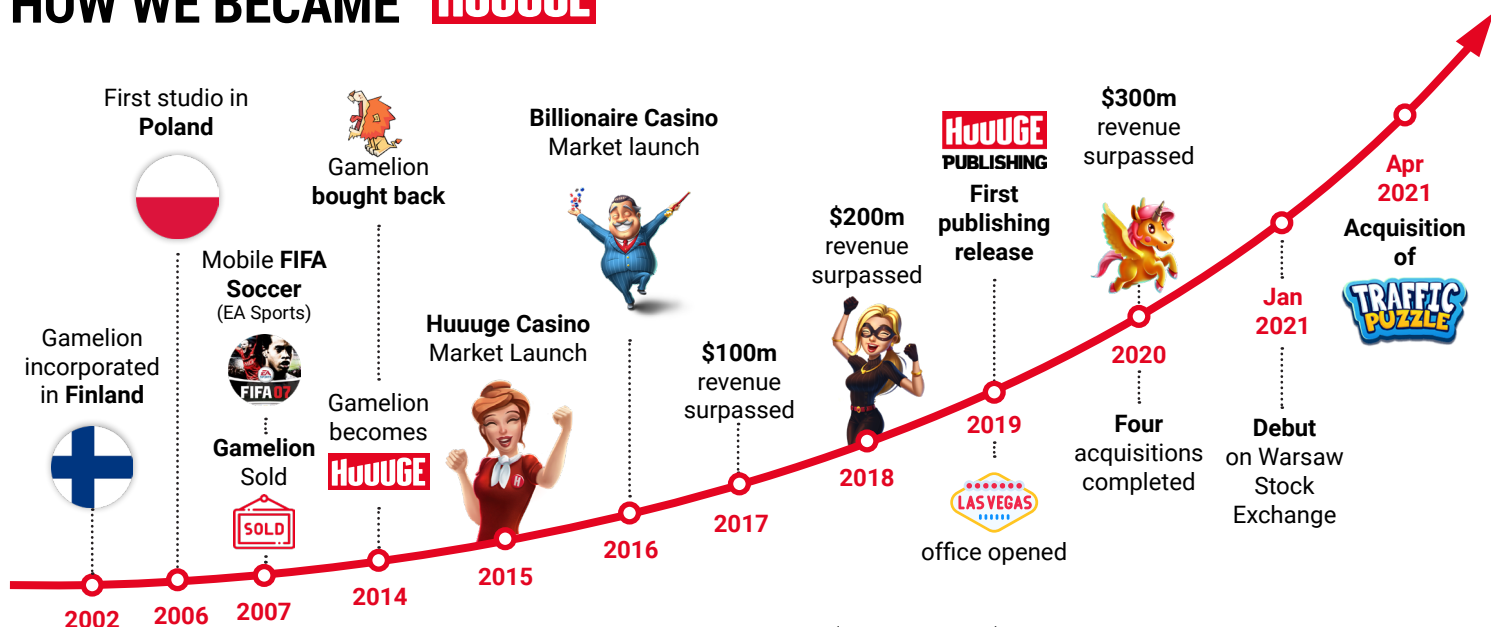


Grzegorz
Kania

📍 Warsaw

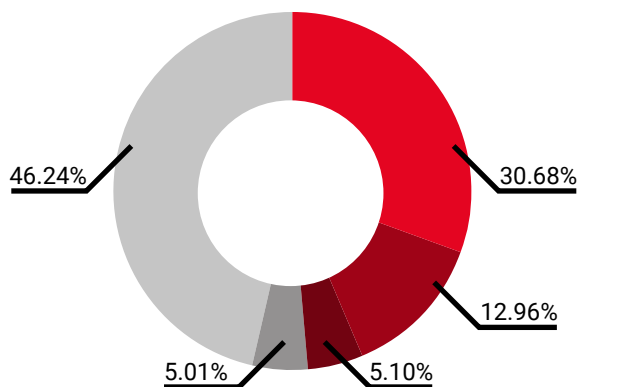
20+ years in
finance

HOW WE BECAME **HUUUGE**



Shareholder Structure

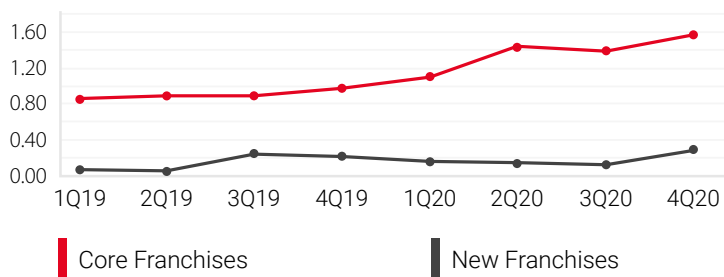
No of shares 84 246 697, Ticker: HUGE



P&L (thousands USD)	2017	2018	2019	2020
Revenue	152.1	236.1	259.4	332.7
EBITDA	(4.6)	8.2	16.2	53.5
Adj. EBITDA	(4.3)	10.1	24.8	57.3
Net result	(9.1)	3.0	4.3	(82.6)
Adj. Net result	(5.3)	6.3	16.7	48.1
Balance sheet (thousands USD)	2017	2018	2019	2020
Non-current assets	2.3	2.0	4.7	17.3
Current assets	48.6	51.6	48.4	124.5
Total assets	50.8	53.6	53.1	141.8
Non-current liabilities	52.0	47.4	50.1	183.0
Current liabilities	19.1	15.7	22.8	54.8
Total equity & liabilities	50.8	53.6	53.1	141.8
Cash flows (thousands USD)	2017	2018	2019	2020
CF from operating activities	(4.8)	4.5	13.0	73.2
CF from investing activities	(0.7)	(0.6)	(0.6)	(5.5)
CF from financing activities	26.9	0.1	(21.1)	(0.0)
Cash at the end of the period	30.2	35.0	26.3	94.2
KPI's	2017	2018	2019	2020
DAU (thousand)	632	851	911	947
Monthly conversion ⁽¹⁾	4.9%	6.2%	6.5%	7.4%
ARPPAU (USD) ⁽¹⁾	0.80	0.83	0.90	1.36
Daily ARPPU (USD) ⁽¹⁾	30.17	30.44	28.93	35.28

- Anton Gauffin (through Big Bets OÜ)
- Raine Group (through RPII HGE LLC)
- Kora Management
- Capital Group Companies
- Others (incl. 3.3m treasury shares)

ARPPAU (USD)



(1) Data for core franchises



games in **17** languages



195 countries



1 mln daily players